

# Afghanistan

## Statistical Country Profile



Edition 02/2023

Publication date: 09 Februar 2023

Contact us:

[www.destatis.de/contact](http://www.destatis.de/contact)

Phone: +49 611 75 2405

© Federal Statistical Office of Germany (Destatis), 2023

Reproduction and distribution, also of parts, are permitted, provided that the source is mentioned.

## Contents

|   |    |
|---|----|
| General information . . . . .           | 3  |
| Economy and finance . . . . .           | 3  |
| Population . . . . .                    | 5  |
| Health . . . . .                        | 6  |
| Education . . . . .                     | 6  |
| Labour force . . . . .                  | 6  |
| Living conditions . . . . .             | 8  |
| Production . . . . .                    | 8  |
| Agriculture and forestry . . . . .      | 8  |
| Foreign trade . . . . .                 | 9  |
| Transport . . . . .                     | 11 |
| Environment and energy . . . . .        | 11 |
| Science, research, technology . . . . . | 12 |
| Sources . . . . .                       | 12 |



## General information


Capital city  
**Kabul**

Official language  
**Afghan Persian or Dari,  
Pashto**

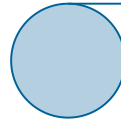
Currency  
**Afghani**

Land area in relation to Germany  
km<sup>2</sup>

Afghanistan  
652,860



Germany  
349,380



Source: WB-WDI



## Economy and finance

Gross domestic product  
(GDP), total  
bn US\$

**20**

(2020)

Source: IMF-WEO

GDP,  
real change  
% since 2000

**+184**

(2020)

Source: IMF-WEO\*

GDP  
per capita  
US\$

**611**

(2020)

Source: IMF-WEO

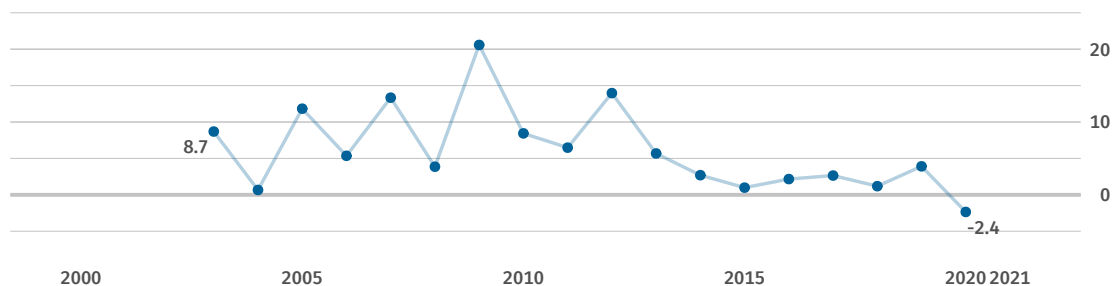
GDP  
per capita  
internat. US\$

**2,456**

(2020)

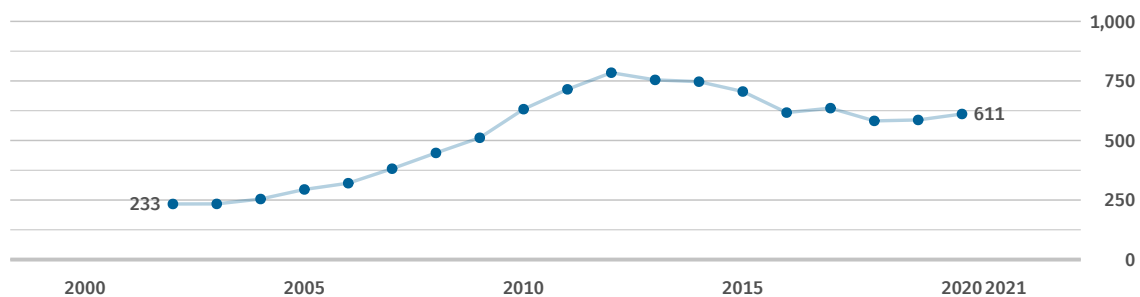
Source: IMF-WEO

Gross domestic product, real change  
% on previous year



Source: IMF-WEO

Gross domestic product per capita  
US\$



Source: IMF-WEO

Inflation rate  
(change of consumer  
price index)  
% on previous year

**+2.3**  
(2019)

Source: IMF-IFS

General government  
gross debt

% of GDP  
**7.4**  
(2020)

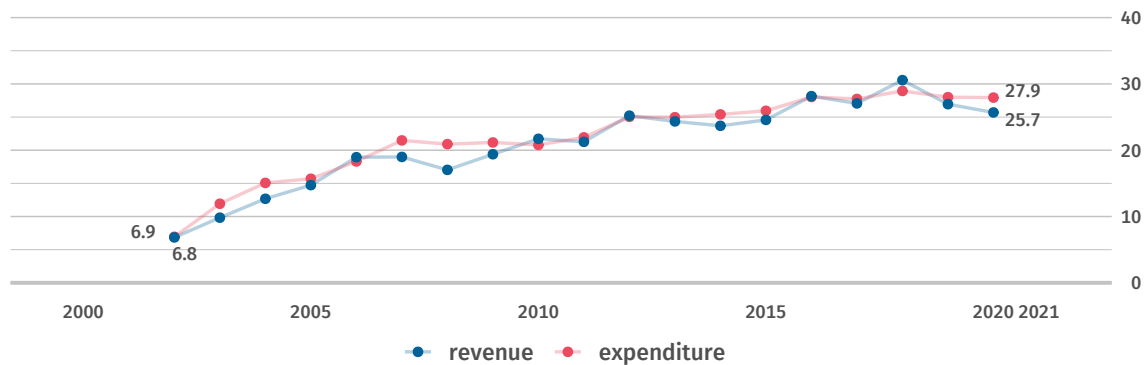
Source: IMF-WEO

General government  
net lending / borrowing

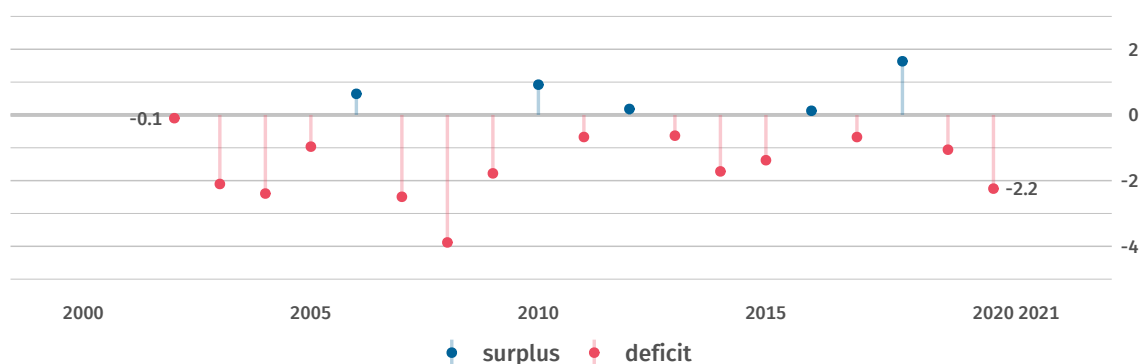
% of GDP  
**-2.2**  
(2020)

Source: IMF-WEO

### General government revenue and expenditure % of GDP



### General government net lending / borrowing % of GDP



Foreign direct  
investment (FDI):  
inward stocks

bn US\$  
**1.613**  
(2021)

Source: UNCTAD

Foreign direct  
investment (FDI):  
outward stocks

bn US\$  
**0.165**  
(2021)

Source: UNCTAD

Foreign direct  
investment (FDI):  
net flow, inward

bn US\$  
**0.021**  
(2021)

Source: UNCTAD

Foreign direct  
investment (FDI):  
net flow, outward

bn US\$  
**0.031**  
(2021)

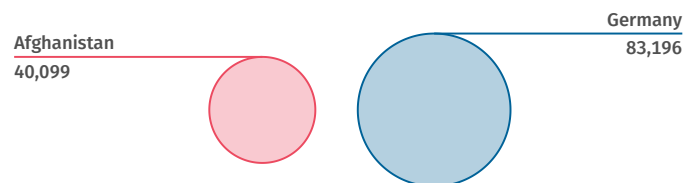
Source: UNCTAD



## Population

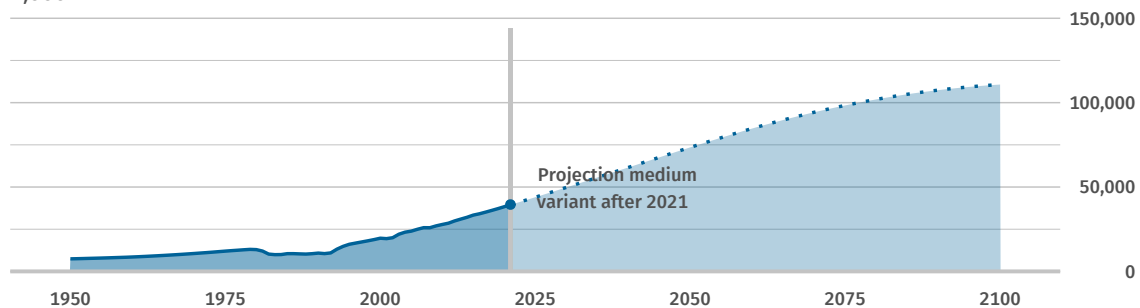
|   |   |   |   |
|---|---|---|---|
| <b>Population total</b><br>1,000<br><b>40,099</b><br>(2021)<br>Source: WB-WDI | <b>Population density</b><br>inhabitants per km²<br><b>61</b><br>(2021)<br>Source: WB-WDI | <b>Life expectancy at birth (women)</b><br>years<br><b>65.4</b><br>(2020)<br>Source: WB-WDI | <b>Life expectancy at birth (men)</b><br>years<br><b>59.9</b><br>(2020)<br>Source: WB-WDI |
|---|---|---|---|

### Population in relation to Germany 2021 1,000



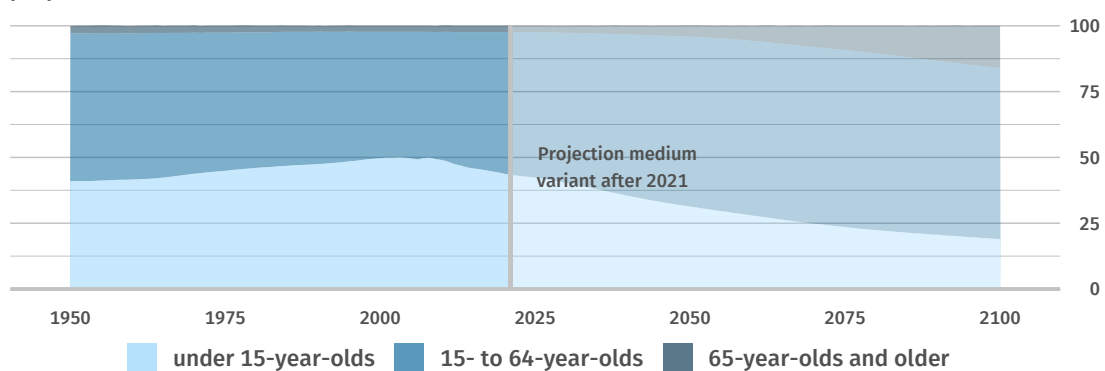
Source: WB-WDI

### Population 1,000



Source: UN-POP

### Population by age group proportion, %



Source: UN-POP



## Health

Practising physicians  
per 1,000 inhabitants

**0.3**

(2020)

Source: WHO

Hospital beds  
per 1,000 inhabitants

**0.4**

(2017)

Source: WHO

Prevalence of  
raised blood pressure  
%

**30.6**

(2015)

Source: WHO

Prevalence of  
obesity (BMI  $\geq 30$ )  
%

**5.5**

(2016)

Source: WHO



## Education

Government  
expenditure  
on education  
% of GDP

**3.2**

(2019)

Source: UNESCO

Pupil-teacher  
ratio  
(primary education)  
number

**60.4**

(2019)

Source: UNESCO

Pupil-teacher  
ratio  
(secondary education)  
number

**42.1**

(2018)

Source: UNESCO

Students  
(tertiary education)  
per 100,000 inhabitants

**997**

(2018)

Source: UNESCO\*



## Labour force

Employment rate  
(persons aged 15+)

**35.9**

(2021)

Source: ILOSTAT

Labour force  
(persons aged 15+)

**9,696**

(2021)

Source: ILOSTAT

Labour force  
participation rate  
(persons aged 15+)

**41.4**

(2021)

Source: ILOSTAT

Self-employment  
(persons aged 15+)

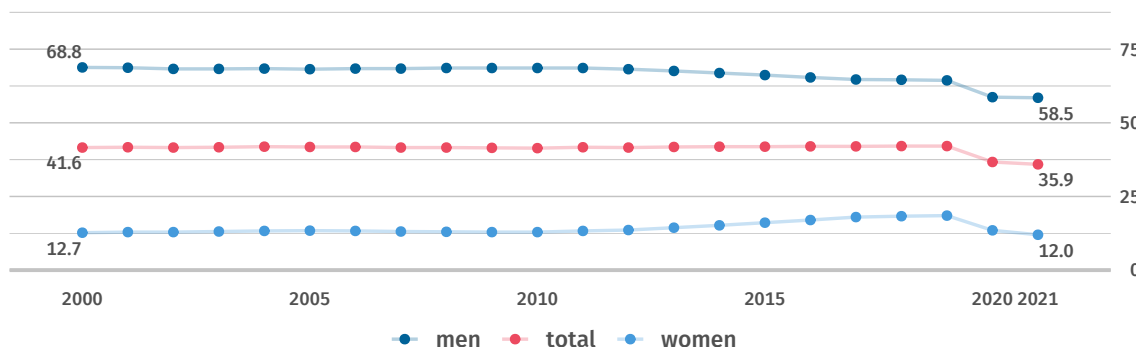
**83.9**

(2021)

Source: ILOSTAT

### Employment rate (persons aged 15+)

%



Source: ILOSTAT

## Employment and gross value added by sector 2020

%

### Employment



### Gross value added



■ agriculture, forestry, fisheries ■ industry ■ services ■ not specified

Source employment: ILOSTAT  
Source gross value added: UNSD

Unemployment rate  
(persons aged 15+)

%

**13.3**

(2021)

Source: ILOSTAT

Unemployment rate  
(persons aged 15 to 24)

%

**20.2**

(2021)

Source: ILOSTAT

Long-term unemployment rate  
(persons aged 15+)

% of unemployed persons

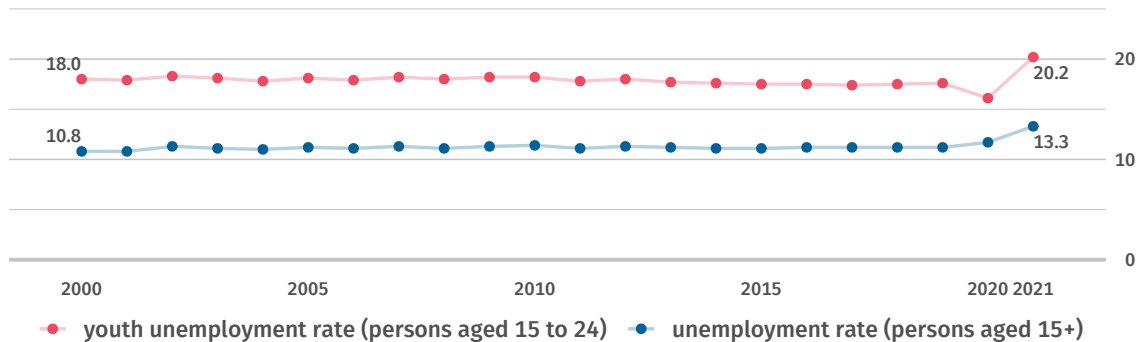
**27.1**

(2021)

Source: ILOSTAT

## Unemployment rate and youth unemployment rate

%



● youth unemployment rate (persons aged 15 to 24) ● unemployment rate (persons aged 15+)

Source: ILOSTAT



## Living conditions

Human Development  
Index (HDI)

value (0 low to 1 high)

**0.478**

(2021)

Source: UNDP

Human Development  
Index (HDI)

rank (of 188 countries)

**180**

(2021)

Source: UNDP

Income distribution:  
Gini coefficient

value (0 to 100; 0=equal distribution)

**27.8**

(2008)

Source: WB-WDI



## Production

Index of industrial production

2010=100

No data

Source: IMF-IFS



## Agriculture and forestry

Change of agricultural  
production

% since 2000

**+70**

(2020)

Source: FAO\*

Agricultural  
land

% of land area

**58.8**

(2020)

Source: FAO\*

Forest  
area

% of land area

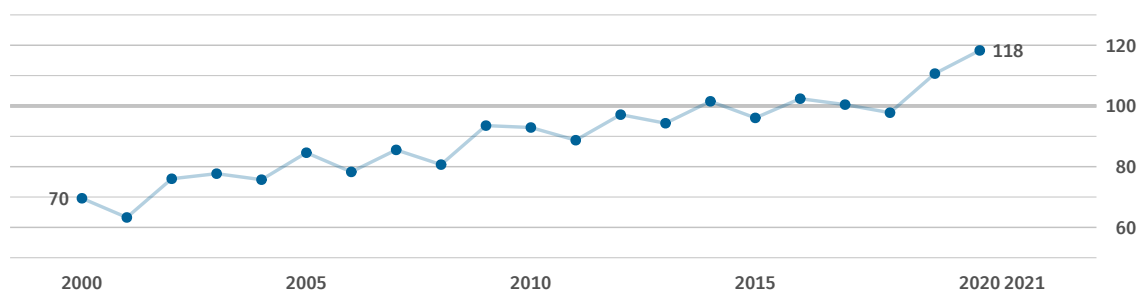
**1.9**

(2020)

Source: FAO\*

Index of agricultural production

2014 to 2016 = 100



Source: FAO





## Foreign trade

### Export of goods

bn US\$  
**0.870**  
(2019)

Source: UN Comtrade

### Import of goods

bn US\$  
**8.568**  
(2019)

Source: UN Comtrade

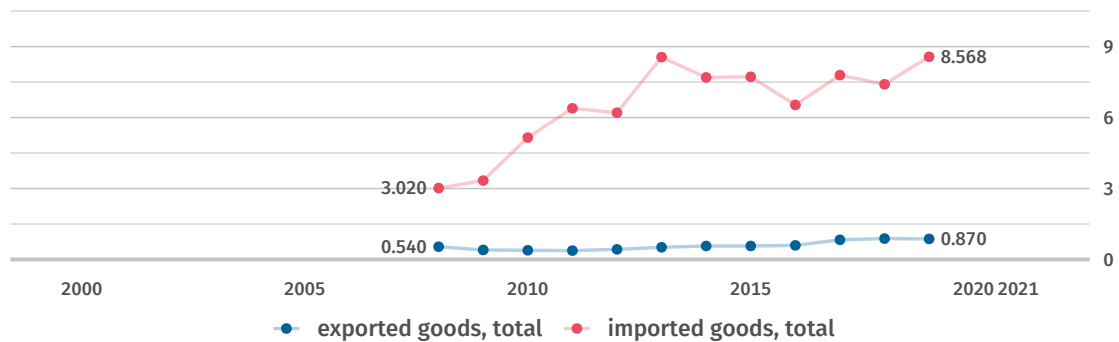
### Trade balance, goods

bn US\$  
**-7.698**  
(2019)

Source: UN Comtrade\*

### Export and import of goods

bn US\$



Source: UN Comtrade

### Foreign trade balance

bn US\$



Source: UN Comtrade

### Goods exported to Germany

mn US\$  
**11.7**  
(2019)

Source: UN Comtrade

### Goods exported to Germany

% of all goods exported  
**1.3**  
(2019)

Source: UN Comtrade\*

### Goods imported from Germany

mn US\$  
**89.7**  
(2019)

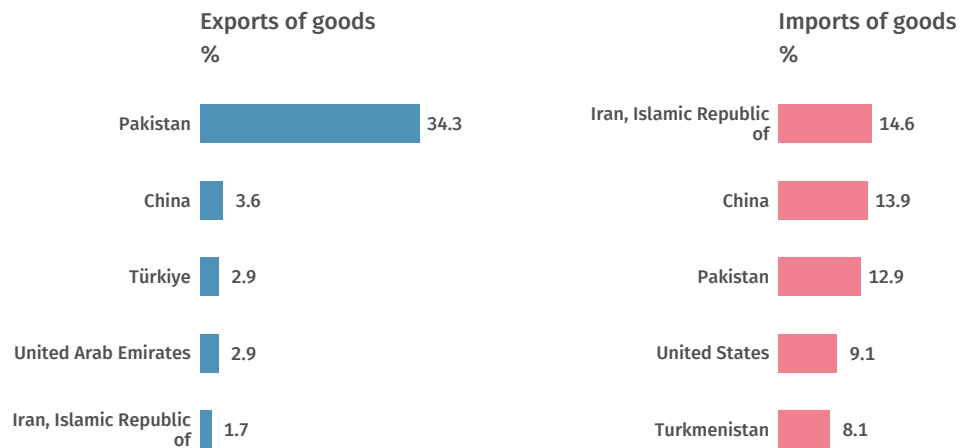
Source: UN Comtrade

### Goods imported from Germany

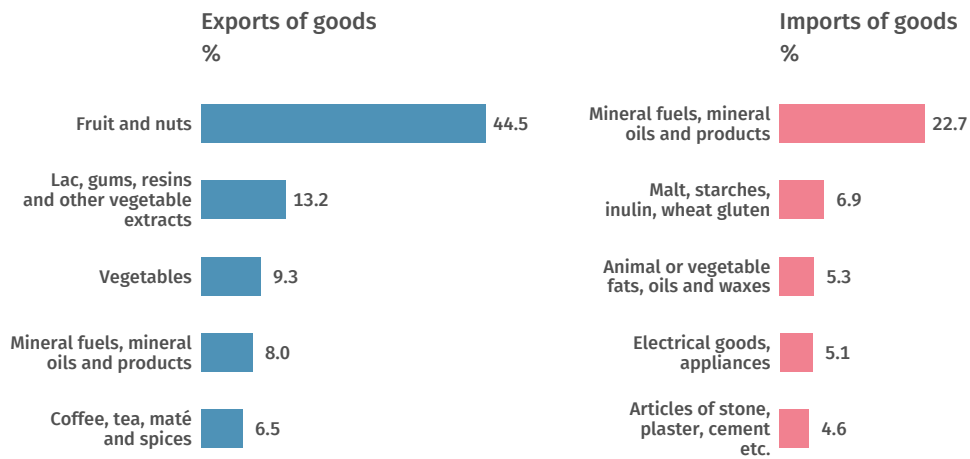
% of all goods imported  
**1.0**  
(2019)

Source: UN Comtrade\*

## Main trading partners 2019



## Main commodities traded 2019



Source: UN Comtrade\*

Classification of commodities: Harmonized Commodity Description and Coding Systems (HS2).



## Transport

Passenger cars  
per 1,000 inhabitants

**34**

(2015)

Source: OICA\*

Total rail network  
km per 1 mn inhabitants

**No data**

Source: WB-WDI\*

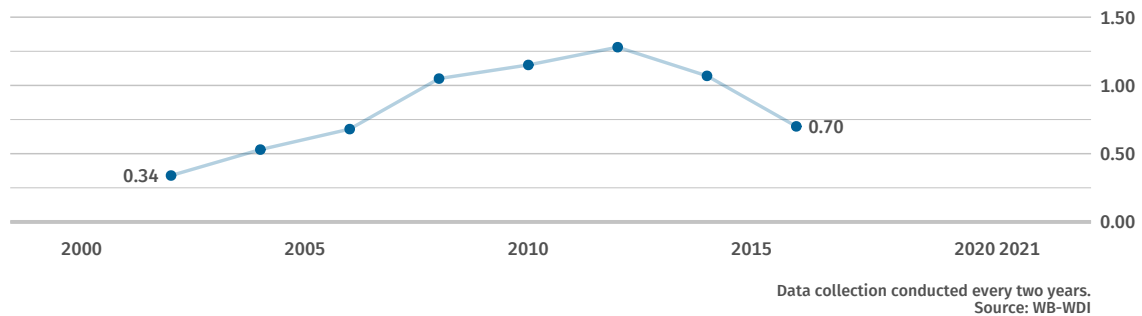
Air transport, passengers  
per 1,000 inhabitants

**12**

(2020)

Source: WB-WDI\*

### Gasoline price at the pump US\$ per litre



## Environment and energy

Carbon dioxide  
emissions  
tonnes per capita

**0.2**

(2021)

Source: EDGAR

Total primary  
energy supply  
kg oil equivalent per capita

**No data**

Source: WB-WDI

Gross electricity  
consumption  
kWh per capita

**No data**

Source: WB-WDI

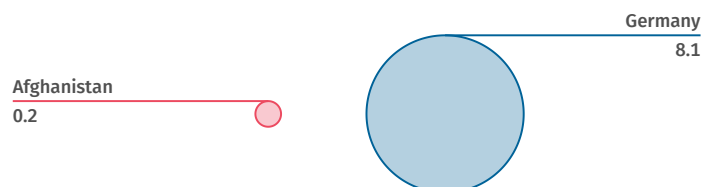
Renewable  
energy  
% of total final energy  
consumption

**18.5**

(2019)

Source: WB-WDI

### Carbon dioxide emissions in relation to Germany 2021 tonnes per capita



Source: EDGAR



## Science, research, technology

Gross domestic  
expenditure on R&D

% of GDP  
**No data**

Source: UNESCO

Researchers

per 1 mn inhabitants  
**No data**

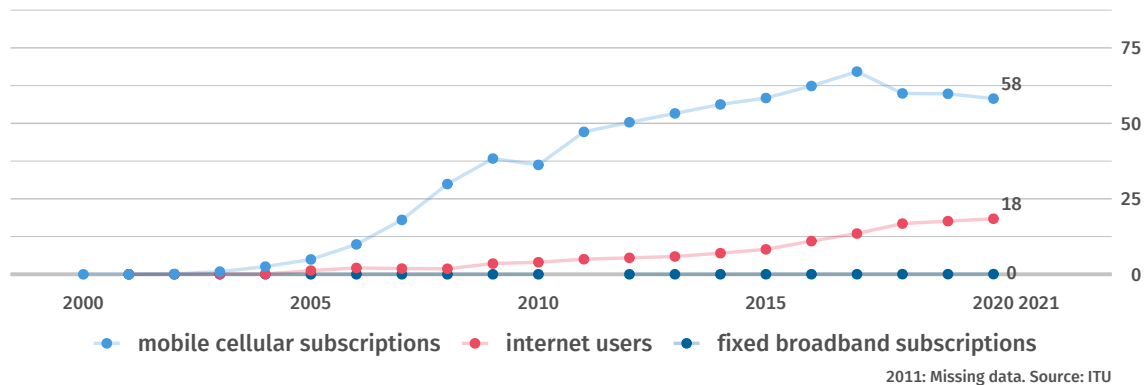
Source: UNESCO

Resident patent  
applications

per 1 mn inhabitants  
**No data**

Source: WIPO

### Dissemination of modern communication technology per 100 inhabitants



## Sources

|             |   |
|-------------|---|
| EDGAR       | Emissions Database for Global Atmospheric Research, European Commission |
| FAO         | United Nations, Food and Agricultural Organization                      |
| ILOSTAT     | International Labour Organization, ILOSTAT - Database                   |
| IMF-IFS     | International Monetary Fund, International Financial Statistics         |
| IMF-WEO     | International Monetary Fund, World Economic Outlook                     |
| ITU         | United Nations, International Telecommunication Union                   |
| OICA        | International Organization of Motor Vehicle Manufacturers               |
| UN Comtrade | United Nations, Comtrade Database                                       |
| UNCTAD      | United Nations, Conference on Trade and Development                     |
| UNDP        | United Nations Development Programme                                    |
| UNESCO      | United Nations, Educational, Scientific and Cultural Organization       |
| UNPOP       | United Nations, Population Division                                     |
| UNSD        | United Nations, Statistics Division                                     |
| WB-WDI      | World Bank, World Development Indicators                                |
| WHO         | World Health Organization, Global Health Observatory                    |
| WIPO        | World Intellectual Property Organization                                |

\* Own calculations based on the original data source.

©nanoline icons by vuuuds + Caviar-Premium Icons by Neway Lau, CreativMarket / own adaptation

Statistical country profiles on all UN Member States: [www.destatis.de/countryprofiles](http://www.destatis.de/countryprofiles)